

Overcome Accessibility Barriers with **VESTNER**



Residential Platform Lifts and Elevators

If it's getting difficult for you or a loved one to manoeuvre steps, stairs or changes in levels in the home, a platform lift may be the right solution.

Residential platform lifts and elevators provide an alternative to a costly move or major changes to living arrangements.

- Compact design for both indoor and outdoor settings.
- Range of models suitable for rises up to 4m.
- Limited site preparation - easy installation.
- New Zealand designed and manufactured by disability access specialists.
- Principal supplier to New Zealand's health and disability sector.

Vestner's series of residential platform lifts and elevators are designed for height rises up to 4 metres, making them an ideal solution for navigating any change in levels into and within the home.

Safety and Compliance

Designed to overcome accessibility barriers with client's needs and **safety** foremost, the Vestner lift series meet **compliance** requirements and New Zealand disability codes and recommendations.

Lifts have been certified for Access Equipment Safety and Structural Engineering Compliance by independent certifiers and are compliant with the relevant Building Codes.

Lifts have been issued with a Certificate of Plant Design Registration by WorkCover NSW Government.



Talk to us today.

NZ: Free phone 0800 358 383

AU: Contact one of our Australian distributors listed at vestner.com.au

NZ & AU
STANDARDS
AND
BUILDING CODE
COMPLIANT
LIFTS

Vestner is New Zealand's leading designer, manufacturer, installer and exporter of platform lifts and elevators.

MOBILUS

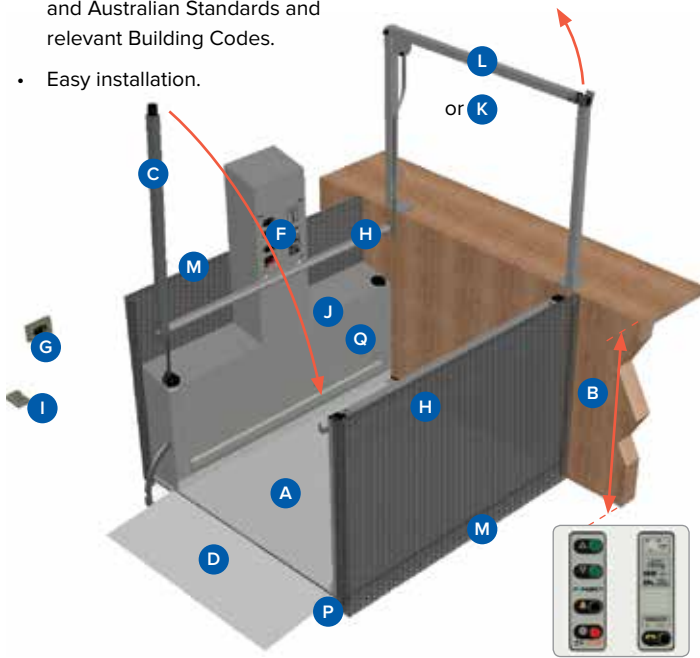
Open Platform Lift

The MOBILUS series has been specifically designed, incorporating years of input from health professionals, to meet access requirements of up to 1 metre rise. It is the lift of choice providing a safe, reliable and easy to operate solution for access both into and within the home.

Vertical rise - max 1 metre.



- New Zealand designed and manufactured by access specialists.
- Meets requirements of the New Zealand and Australian Standards and relevant Building Codes.
- Easy installation.



- | | |
|---------------------------|-----------------------------|
| A. User platform | I. Handheld remote control |
| B. Maximum vertical rise | J. Emergency lowering valve |
| C. Car barrier arm | K. Landing gate |
| D. Retractable ramp | L. Landing barrier arm |
| F. Car controls | M. Lift shaft walls |
| G. Landing call buttons | P. Under car barrier blind |
| H. Car support/hand rails | Q. Manufacturers plate |



MOBILUS

LIBERO

Open Platform Lift

The LIBERO series allows people to stay at home and maintain their independence through safe and easy access. Specifically designed for use by people with disabilities, the lift is recommended by health professionals as New Zealand's best selling 1.5m lift.

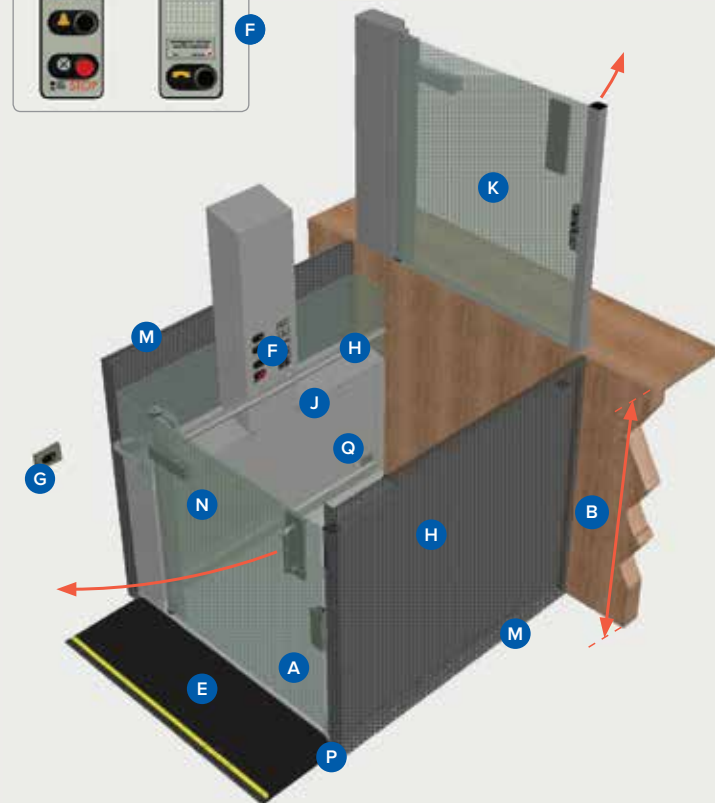
Vertical rise - max 1.5 metres.



- New Zealand designed and manufactured by access specialists.
- Meets requirements of the New Zealand and Australian Standards and relevant Building Codes.
- Easy installation.



LIBERO



- | | |
|---------------------------|-----------------------------|
| A. User platform | J. Emergency lowering valve |
| B. Maximum vertical rise | K. Landing gate |
| E. Threshold ramp | M. Lift shaft walls |
| F. Car controls | N. Car gate |
| G. Landing call buttons | P. Under car barrier blind |
| H. Car support/hand rails | Q. Manufacturers plate |

MAXIS-R & MAXIS-COMPACT

Enclosed Platform Elevator

An elegant and stylish 'through floor' option of up to 4 metres. Equally suitable for smaller rises and meets the needs of powered wheelchair users and carers.

Vertical rise - max 4 metres.



- New Zealand designed and manufactured by access specialists.
- Compact design suitable for 'through floor' or open mezzanine areas.
- Range of models available for singular and multi-unit private dwellings and commercial environments.
- Being surface installed and self supporting the MAXIS residential series is suitable for new builds or retrofits.
- NZBC and NZ Standards Compliant. Plant Design Reg NSW Government pending.



MAXIS-R



MAXIS-Compact

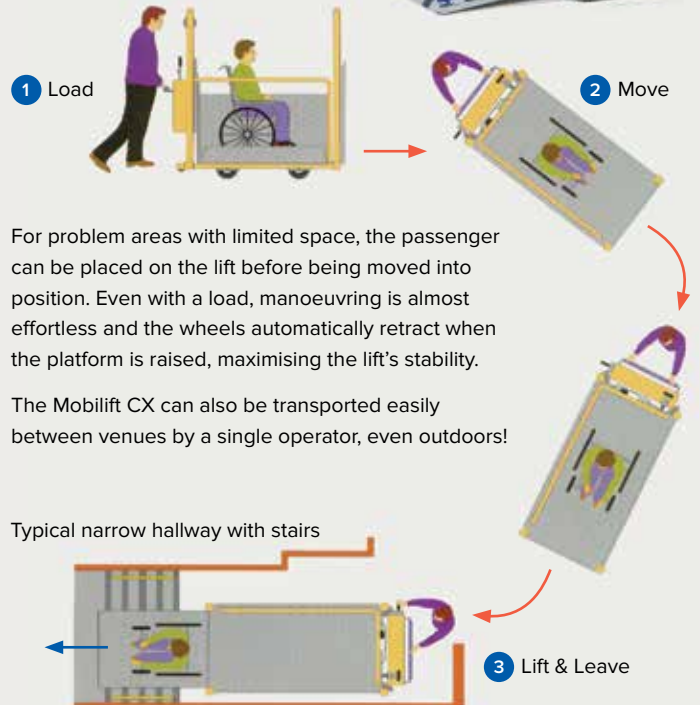
MOBILIFT CX

Portable Platform Lift

If a fixed lift is not suitable or the need is temporary, the Mobilift CX offers an easy to manage lift solution for people to access different levels in their home. It is easily moved between areas. No power source is required. Canadian designed and manufactured.

Vertical rise - max 1.5 metres.

- Compact design for both indoor and outdoor use.
- Manual operation, no power source required.
- Commercial or residential applications.
- Safe and easy to operate.
- For sale or hire.
- New Zealand's sole distributor.



MOBILIFT CX

Residential Lift Specifications

Lift and Elevator Types	1m rise lifts			1.5m rise lifts		1 - 4m rise elevators
General	MOBILUS 260	MOBILUS 340	MOBILUS 500	LIBERO 260	LIBERO 340	MAXIS-R & MAXIS-Compact
Platform size (mm)	1000 x 1200	1100 x 1400	1100 x 1400	1000 x 1200	1100 x 1400	1100 x 1400 1100 x 1100 (C)
Lift / Elevator footprint (mm)	1210 x 1210	1310 x 1410	1310 x 1410	1210 x 1210	1310 x 1410	1309 x 1582 1309 x 1309 (C)
Placement	Indoor or outdoor - surface mounted fixed direct to concrete pad or timber flooring or 50 - 60mm (model dependant) pit option to provide level access					
Floor to floor rise - max (mm)	1000	1000	1000	1500	1500	4000
Rated load (kg)	260	340	500	260	340	500
Orientation	Entry, exit and lift control position to suit various environments					
Primary finish (other finishes available)	Silver grey, aluminium, black trim (glass panel option)					Silver grey, glass, black trim
Controls						
On/Off key switch	✓	✓	✓	✓	✓	✓
Push buttons: Up and Down, Audible Alarm, Stop	✓	✓	✓	✓	✓	✓
Communication phone	opt	opt	opt	opt	opt	opt
Tactile and Braille identification	✓	✓	✓	✓	✓	✓
Landing call buttons	opt	opt	opt	✓	✓	✓
Remote control - handheld	opt	opt	opt	opt	opt	opt
Additional controls opp lift tower	opt	opt	opt	opt	opt	-
Safety and Security						
Car barrier arm and retractable ramp	✓	✓	✓	-	-	-
Car gate (threshold ramp incl'd) - manual open and self close	opt	opt	opt	✓	✓	-
- fully automatic	opt	opt	opt	opt	opt	-
Car handrail	✓	✓	✓	✓	✓	✓
Under-car barrier (blind)	✓	✓	✓	✓	✓	-
Car wall with handrail	✓	✓	✓	✓	✓	-
Lift shaft walls (bolt down)	opt	opt	opt	opt	opt	-
Lift shaft enclosure	-	-	-	-	-	✓
Upper landing barrier arm	opt	opt	opt	-	-	-
Upper landing gate - manual open and self close	opt	opt	opt	✓	✓	Standard auto
Lower landing door	Available option					Standard auto
Battery backup and charge light	✓	✓	✓	✓	✓	✓

Automation of landing protection (gates and doors) and car gate is an available option, on most models.

Vestner's product range also includes Stair Lifts, Commercial Lifts and Elevators

For further information or to discuss your specific needs free phone Vestner 0800 358 383 or if residing in Australia contact one of Vestner's distributors listed at vestner.com.au

Vestner NZ Limited
Unit 1, 17 Wise Street
Addington
Christchurch 8024
New Zealand

Phone: +64 3 338 5188
Email: info@vestner.co.nz